




EJECUCION PRESUPUESTAL DE INGRESOS
EPI01 - Tasa Ejecución R.Efectivo
Totalizado por: Rubro

RUBRO	DESCRIPCION	FUENTE FINANCIACIÓN	APROPiación INICIAL	<<<<< MODIFICACIÓN >>>>>		APROPiación DEFINITIVA	<<< RECAUDO - EFECTIVO >>>		TOTAL RECAUDO	FALTA POR EJECUTAR	% EJEC.
				ADICIÓN	REDUCCIÓN		PERIODO	ACUMULADO			
1	INGRESOS		29,834,674,473.00	0.00	0.00	29,834,674,473.00	5,467,758,285.16	13,992,991,875.17	13,992,991,875.17	15,841,682,597.83	46.90
1.1	INGRESOS CORRIENTES		24,518,381,890.00	0.00	0.00	24,518,381,890.00	5,382,180,984.00	8,365,027,566.00	8,365,027,566.00	16,153,354,324.00	34.12
1.1.02	INGRESOS NO TRIBUTARIOS		24,518,381,890.00	0.00	0.00	24,518,381,890.00	5,382,180,984.00	8,365,027,566.00	8,365,027,566.00	16,153,354,324.00	34.12
1.1.02.05	VENTA DE BIENES Y SERVICIOS		16,859,878,528.00	0.00	0.00	16,859,878,528.00	4,442,013,351.00	4,960,785,463.00	4,960,785,463.00	11,899,093,065.00	29.42
1.1.02.05.001	VENTAS DE ESTABLECIMIENTOS DE MERCADO		16,859,878,528.00	0.00	0.00	16,859,878,528.00	4,442,013,351.00	4,960,785,463.00	4,960,785,463.00	11,899,093,065.00	29.42
1.1.02.05.001.07	SERVICIOS FINANCIEROS Y SERVICIOS CONEXOS; SERVICIOS INMOBILIARIOS; Y SERVICIOS DE ARRENDAMIENTO Y LEASING		99,777,736.00	0.00	0.00	99,777,736.00	13,350,000.00	33,881,497.00	33,881,497.00	65,896,239.00	33.96
1.1.02.05.001.09	SERVICIOS PARA LA COMUNIDAD, SOCIALES Y PERSONALES		16,760,100,792.00	0.00	0.00	16,760,100,792.00	4,428,663,351.00	4,926,903,966.00	4,926,903,966.00	11,833,196,826.00	29.40
1.1.02.06	TRANSFERENCIAS CORRIENTES		7,658,503,362.00	0.00	0.00	7,658,503,362.00	940,167,633.00	3,404,242,103.00	3,404,242,103.00	4,254,261,259.00	44.45
1.1.02.06.006	TRANSFERENCIAS DE OTRAS ENTIDADES DE GOBIERNO GENERAL		7,658,503,362.00	0.00	0.00	7,658,503,362.00	940,167,633.00	3,404,242,103.00	3,404,242,103.00	4,254,261,259.00	44.45
1.1.02.06.006.01	Aportes Nación		5,500,000,000.00	0.00	0.00	5,500,000,000.00	940,167,633.00	2,876,754,067.00	2,876,754,067.00	2,623,245,933.00	52.30
1.1.02.06.006.02	Devolución Iva - Instituciones de Educación superior		224,655,362.00	0.00	0.00	224,655,362.00	0.00	187,784,561.00	187,784,561.00	36,870,801.00	83.59
1.1.02.06.006.06	Otras unidades de gobierno		1,933,848,000.00	0.00	0.00	1,933,848,000.00	0.00	339,703,475.00	339,703,475.00	1,594,144,525.00	17.57
1.2	RECURSOS DE CAPITAL		5,316,292,583.00	0.00	0.00	5,316,292,583.00	85,577,301.16	5,627,964,309.17	5,627,964,309.17	(311,671,726.17)	105.86
1.2.01	DISPOSICION DE ACTIVOS		0.00	0.00	0.00	0.00	0.00	0.00	0.00	0.00	0.00
1.2.01.02	DISPOSICION DE ACTIVOS NO FINANCIEROS		0.00	0.00	0.00	0.00	0.00	0.00	0.00	0.00	0.00
1.2.01.02.003	DISPOSICION DE ACTIVOS NO PRODUCIDOS		0.00	0.00	0.00	0.00	0.00	0.00	0.00	0.00	0.00
1.2.01.02.003.01	Disposición de tierras y terrenos		0.00	0.00	0.00	0.00	0.00	0.00	0.00	0.00	0.00
1.2.05	RENDIMIENTOS FINANCIEROS		158,373,536.00	0.00	0.00	158,373,536.00	84,172,801.16	507,897,408.17	507,897,408.17	(349,523,872.17)	320.70
1.2.05.02	DEPÓSITOS		158,373,536.00	0.00	0.00	158,373,536.00	84,172,801.16	507,897,408.17	507,897,408.17	(349,523,872.17)	320.70
1.2.05.02.01	Depósitos (RENDIMIENTOS FINANCIEROS - APROVECHAMIENTOS)		99,708,316.00	0.00	0.00	99,708,316.00	84,172,801.16	507,897,408.17	507,897,408.17	(408,189,092.17)	509.38
1.2.05.02.02	Depósitos FONDOS COMUNES		58,665,220.00	0.00	0.00	58,665,220.00	0.00	0.00	0.00	58,665,220.00	0.00
1.2.08	TRANSFERENCIAS DE CAPITAL		0.00	0.00	0.00	0.00	0.00	0.00	0.00	0.00	0.00
1.2.08.06	DE OTRAS ENTIDADES DEL		0.00	0.00	0.00	0.00	0.00	0.00	0.00	0.00	0.00

EJECUCION PRESUPUESTAL DE INGRESOS
 EPI01 - Tasa Ejecución R.Efectivo
 Totalizado por: Rubro

RUBRO	DESCRIPCION	FUENTE FINANCIACIÓN	APROPIACIÓN INICIAL	MODIFICACIÓN		APROPIACIÓN DEFINITIVA	RECAUDO - EFECTIVO		TOTAL RECAUDO	FALTA POR EJECUTAR	% EJEC.
				ADICIÓN	REDUCCIÓN		PERIODO	ACUMULADO			
GOBIERNO GENERAL											
1.2.08.06.003	Condicionadas a la disminución de un pasivo		0.00	0.00	0.00	0.00	0.00	0.00	0.00	0.00	0.00
1.2.10	RECURSOS DEL BALANCE		5,100,000,000.00	0.00	0.00	5,100,000,000.00	0.00	5,100,000,000.00	5,100,000,000.00	0.00	100.00
1.2.10.02	Superavit fiscal		5,100,000,000.00	0.00	0.00	5,100,000,000.00	0.00	5,100,000,000.00	5,100,000,000.00	0.00	100.00
1.2.13	REINTEGRO Y OTROS RECURSOS NO APROPIADOS		57,919,047.00	0.00	0.00	57,919,047.00	1,404,500.00	20,066,901.00	20,066,901.00	37,852,146.00	34.65
1.2.13.01	Reintegros		57,919,047.00	0.00	0.00	57,919,047.00	1,404,500.00	20,066,901.00	20,066,901.00	37,852,146.00	34.65
											
	JOSE ALBEIRO ROMERO CEBALLOS RECTOR			JENNY LICETH MARQUEZ FLOREZ VICERRECTORA ADM Y FRA			JULIETH JHOANA OSORIO QUINTERO PROFESIONAL U				