




EJECUCION PRESUPUESTAL DE INGRESOS  
EPI01 - Tasa Ejecución R.Efectivo  
Totalizado por: Rubros Mayores Fuente CHIP

RUBRO	DESCRIPCION	FUENTE FINANCIACIÓN	APROPiación INICIAL	<<<<< MODIFICACIÓN >>>>>		APROPiación DEFINITIVA	<<< RECAUDO - EFECTIVO >>>		TOTAL RECAUDO	FALTA POR EJECUTAR	% EJEC.
				ADICIÓN	REDUCCIÓN		PERIODO	ACUMULADO			
1	INGRESOS	1.2.1.0.00	23,412,156,344.00	0.00	0.00	23,412,156,344.00	4,225,670,210.00	4,353,531,294.00	4,353,531,294.00	19,058,625,050.00	18.60
1	INGRESOS	1.2.3.3.04	7,594,712,980.00	0.00	0.00	7,594,712,980.00	64,135,373.00	194,048,054.00	194,048,054.00	7,400,664,926.00	2.56
1	INGRESOS	1.3.1.1.11	61,446,317.00	0.00	0.00	61,446,317.00	292,500.00	292,500.00	292,500.00	61,153,817.00	0.48
1	INGRESOS	1.3.2.3.11	168,018,484.00	0.00	0.00	168,018,484.00	3,686,907.86	7,059,010.97	7,059,010.97	160,959,473.03	4.20
1	INGRESOS	1.3.3.1.00	2,500,000,000.00	0.00	0.00	2,500,000,000.00	0.00	3,003,556,007.00	3,003,556,007.00	(503,556,007.00)	120.14
1.1	INGRESOS CORRIENTES	1.2.1.0.00	23,412,156,344.00	0.00	0.00	23,412,156,344.00	4,225,670,210.00	4,353,531,294.00	4,353,531,294.00	19,058,625,050.00	18.60
1.1	INGRESOS CORRIENTES	1.2.3.3.04	7,594,712,980.00	0.00	0.00	7,594,712,980.00	64,135,373.00	194,048,054.00	194,048,054.00	7,400,664,926.00	2.56
1.1.02	INGRESOS NO TRIBUTARIOS	1.2.1.0.00	23,412,156,344.00	0.00	0.00	23,412,156,344.00	4,225,670,210.00	4,353,531,294.00	4,353,531,294.00	19,058,625,050.00	18.60
1.1.02	INGRESOS NO TRIBUTARIOS	1.2.3.3.04	7,594,712,980.00	0.00	0.00	7,594,712,980.00	64,135,373.00	194,048,054.00	194,048,054.00	7,400,664,926.00	2.56
1.1.02.05	VENTA DE BIENES Y SERVICIOS	1.2.1.0.00	23,412,156,344.00	0.00	0.00	23,412,156,344.00	4,225,670,210.00	4,353,531,294.00	4,353,531,294.00	19,058,625,050.00	18.60
1.1.02.05.001	VENTAS DE ESTABLECIMIENTOS DE MERCADO	1.2.1.0.00	23,412,156,344.00	0.00	0.00	23,412,156,344.00	4,225,670,210.00	4,353,531,294.00	4,353,531,294.00	19,058,625,050.00	18.60
1.1.02.05.001.07	SERVICIOS FINANCIEROS Y SERVICIOS CONEXOS; SERVICIOS INMOBILIARIOS; Y SERVICIOS DE ARRENDAMIENTO Y LEASING	1.2.1.0.00	105,854,200.00	0.00	0.00	105,854,200.00	6,912,500.00	9,786,472.00	9,786,472.00	96,067,728.00	9.25
1.1.02.05.001.09	SERVICIOS PARA LA COMUNIDAD, SOCIALES Y PERSONALES	1.2.1.0.00	23,306,302,144.00	0.00	0.00	23,306,302,144.00	4,218,757,710.00	4,343,744,822.00	4,343,744,822.00	18,962,557,322.00	18.64
1.1.02.06	TRANSFERENCIAS CORRIENTES	1.2.3.3.04	7,594,712,980.00	0.00	0.00	7,594,712,980.00	64,135,373.00	194,048,054.00	194,048,054.00	7,400,664,926.00	2.56
1.1.02.06.006	TRANSFERENCIAS DE OTRAS ENTIDADES DE GOBIERNO GENERAL	1.2.3.3.04	7,594,712,980.00	0.00	0.00	7,594,712,980.00	64,135,373.00	194,048,054.00	194,048,054.00	7,400,664,926.00	2.56
1.1.02.06.006.01	Aportes Nación	1.2.3.3.04	5,000,000,000.00	0.00	0.00	5,000,000,000.00	0.00	0.00	0.00	5,000,000,000.00	0.00
1.1.02.06.006.02	Devolución Iva - Instituciones de Educación superior	1.2.3.3.04	238,336,874.00	0.00	0.00	238,336,874.00	64,135,373.00	92,263,343.00	92,263,343.00	146,073,531.00	38.71
1.1.02.06.006.06	Otras unidades de gobierno	1.2.3.3.04	2,356,376,106.00	0.00	0.00	2,356,376,106.00	0.00	101,784,711.00	101,784,711.00	2,254,591,395.00	4.32
1.2	RECURSOS DE CAPITAL	1.3.1.1.11	61,446,317.00	0.00	0.00	61,446,317.00	292,500.00	292,500.00	292,500.00	61,153,817.00	0.48
1.2	RECURSOS DE CAPITAL	1.3.2.3.11	168,018,484.00	0.00	0.00	168,018,484.00	3,686,907.86	7,059,010.97	7,059,010.97	160,959,473.03	4.20
1.2	RECURSOS DE CAPITAL	1.3.3.1.00	2,500,000,000.00	0.00	0.00	2,500,000,000.00	0.00	3,003,556,007.00	3,003,556,007.00	(503,556,007.00)	120.14
1.2.05	RENDIMIENTOS FINANCIEROS	1.3.2.3.11	168,018,484.00	0.00	0.00	168,018,484.00	3,686,907.86	7,059,010.97	7,059,010.97	160,959,473.03	4.20
1.2.05.02	DEPÓSITOS	1.3.2.3.11	168,018,484.00	0.00	0.00	168,018,484.00	3,686,907.86	7,059,010.97	7,059,010.97	160,959,473.03	4.20
1.2.05.02.01	Depósitos (RENDIMIENTOS FINANCIEROS - APROVECHAMIENTOS)	1.3.2.3.11	168,018,484.00	0.00	0.00	168,018,484.00	3,686,907.86	7,059,010.97	7,059,010.97	160,959,473.03	4.20

EJECUCION PRESUPUESTAL DE INGRESOS  
 EPI01 - Tasa Ejecución R.Efectivo  
 Totalizado por: Rubros Mayores Fuente CHIP

RUBRO	DESCRIPCION	FUENTE FINANCIACIÓN	APROPIACIÓN INICIAL	MODIFICACIÓN		APROPIACIÓN DEFINITIVA	RECAUDO - EFECTIVO		TOTAL RECAUDO	FALTA POR EJECUTAR	% EJE.
				ADICIÓN	REDUCCIÓN		PERIODO	ACUMULADO			
1.2.10	RECURSOS DEL BALANCE	1.3.3.1.00	2,500,000,000.00	0.00	0.00	2,500,000,000.00	0.00	3,003,556,007.00	3,003,556,007.00	(503,556,007.00)	120.14
1.2.10.02	Superavit fiscal	1.3.3.1.00	2,500,000,000.00	0.00	0.00	2,500,000,000.00	0.00	3,003,556,007.00	3,003,556,007.00	(503,556,007.00)	120.14
1.2.13	REINTEGRO Y OTROS RECURSOS NO APROPIADOS	1.3.1.1.11	61,446,317.00	0.00	0.00	61,446,317.00	292,500.00	292,500.00	292,500.00	61,153,817.00	0.48
1.2.13.01	Reintegros	1.3.1.1.11	61,446,317.00	0.00	0.00	61,446,317.00	292,500.00	292,500.00	292,500.00	61,153,817.00	0.48

 JOSE ALBEIRO ROMERO CEBALLOS RECTOR	 JENNY LICETH MARQUEZ FLOREZ VICERRECTORA ADM Y FRA	 JULIETH JHOANA OSORIO QUINTERO PROFESIONAL U
---	---	--