



EJECUCION PRESUPUESTAL DE INGRESOS
EPI01 - Tasa Ejecución R.Efectivo
Totalizado por: Rubro


| RUBRO | DESCRIPCION | FUENTE FINANCIACIÓN | APROPiación INICIAL | <<<<< MODIFICACIÓN >>>>> ADICIÓN | REDUCCIÓN | APROPiación DEFINITIVA | <<< RECAUDO - EFECTIVO >>> PERIODO | ACUMULADO | TOTAL RECAUDO | FALTA POR EJECUTAR | % EJEC. |
|--------------------|--|---------------------|---------------------|-------------------------------------|------------------|------------------------|---------------------------------------|-------------------|-------------------|--------------------|---------|
| 1 | INGRESOS | | 35,407,986,792.00 | 316,329,651.00 | 3,035,057,459.00 | 32,689,258,984.00 | 26,126,940,606.73 | 26,126,940,606.73 | 26,126,940,606.73 | 6,562,318,377.27 | 79.93 |
| 1.1 | INGRESOS CORRIENTES | | 27,685,205,432.00 | 316,329,651.00 | 0.00 | 28,001,535,083.00 | 21,572,322,473.00 | 21,572,322,473.00 | 21,572,322,473.00 | 6,429,212,610.00 | 77.04 |
| 1.1.02 | INGRESOS NO TRIBUTARIOS | | 27,685,205,432.00 | 316,329,651.00 | 0.00 | 28,001,535,083.00 | 21,572,322,473.00 | 21,572,322,473.00 | 21,572,322,473.00 | 6,429,212,610.00 | 77.04 |
| 1.1.02.05 | VENTA DE BIENES Y SERVICIOS | | 19,378,055,426.00 | 0.00 | 0.00 | 19,378,055,426.00 | 12,509,852,533.00 | 12,509,852,533.00 | 12,509,852,533.00 | 6,868,202,893.00 | 64.56 |
| 1.1.02.05.001 | VENTAS DE ESTABLECIMIENTOS DE MERCADO | | 19,378,055,426.00 | 0.00 | 0.00 | 19,378,055,426.00 | 12,509,852,533.00 | 12,509,852,533.00 | 12,509,852,533.00 | 6,868,202,893.00 | 64.56 |
| 1.1.02.05.001.07 | SERVICIOS FINANCIEROS Y SERVICIOS CONEXOS; SERVICIOS INMOBILIARIOS; Y SERVICIOS DE ARRENDAMIENTO Y LEASING | | 102,771,068.00 | 0.00 | 0.00 | 102,771,068.00 | 86,028,470.00 | 86,028,470.00 | 86,028,470.00 | 16,742,598.00 | 83.71 |
| 1.1.02.05.001.09 | SERVICIOS PARA LA COMUNIDAD, SOCIALES Y PERSONALES | | 19,275,284,358.00 | 0.00 | 0.00 | 19,275,284,358.00 | 12,423,824,063.00 | 12,423,824,063.00 | 12,423,824,063.00 | 6,851,460,295.00 | 64.45 |
| 1.1.02.05.001.09.0 | SERVICIOS EDUCATIVOS | | 4,275,284,358.00 | 0.00 | 0.00 | 4,275,284,358.00 | 3,337,892,619.00 | 3,337,892,619.00 | 3,337,892,619.00 | 937,391,739.00 | 78.07 |
| 1.1.02.05.001.09.0 | Matrículas e Inscripciones | | 4,000,000,000.00 | 0.00 | 0.00 | 4,000,000,000.00 | 3,113,189,831.00 | 3,113,189,831.00 | 3,113,189,831.00 | 886,810,169.00 | 77.83 |
| 1.1.02.05.001.09.0 | Programas Especiales-Extensión | | 221,854,992.00 | 0.00 | 0.00 | 221,854,992.00 | 188,832,578.00 | 188,832,578.00 | 188,832,578.00 | 33,022,414.00 | 85.12 |
| 1.1.02.05.001.09.0 | Otros Servicios Educativos-Certificados | | 53,429,366.00 | 0.00 | 0.00 | 53,429,366.00 | 35,870,210.00 | 35,870,210.00 | 35,870,210.00 | 17,559,156.00 | 67.14 |
| 1.1.02.05.001.09.0 | ACTIVIDADES ARTISTICAS Y CULTURALES / PROYECTOS Y CONVENIOS | | 15,000,000,000.00 | 0.00 | 0.00 | 15,000,000,000.00 | 9,085,931,444.00 | 9,085,931,444.00 | 9,085,931,444.00 | 5,914,068,556.00 | 60.57 |
| 1.1.02.05.001.09.0 | Administración de Proyectos y convenios | | 3,000,000,000.00 | 0.00 | 0.00 | 3,000,000,000.00 | 685,931,444.00 | 685,931,444.00 | 685,931,444.00 | 2,314,068,556.00 | 22.86 |
| 1.1.02.05.001.09.0 | Administración de Proyectos y convenios (convenio gober nómina) | | 12,000,000,000.00 | 0.00 | 0.00 | 12,000,000,000.00 | 8,400,000,000.00 | 8,400,000,000.00 | 8,400,000,000.00 | 3,600,000,000.00 | 70.00 |
| 1.1.02.06 | TRANSFERENCIAS CORRIENTES | | 8,307,150,006.00 | 316,329,651.00 | 0.00 | 8,623,479,657.00 | 9,062,469,940.00 | 9,062,469,940.00 | 9,062,469,940.00 | (438,990,283.00) | 105.09 |
| 1.1.02.06.006 | TRANSFERENCIAS DE OTRAS ENTIDADES DE GOBIERNO GENERAL | | 8,307,150,006.00 | 316,329,651.00 | 0.00 | 8,623,479,657.00 | 9,062,469,940.00 | 9,062,469,940.00 | 9,062,469,940.00 | (438,990,283.00) | 105.09 |
| 1.1.02.06.006.01 | Aportes Nación | | 6,000,000,000.00 | 0.00 | 0.00 | 6,000,000,000.00 | 7,268,868,942.00 | 7,268,868,942.00 | 7,268,868,942.00 | (1,268,868,942.00) | 121.15 |
| 1.1.02.06.006.02 | Devolución Iva - Instituciones de Educación superior | | 231,395,023.00 | 0.00 | 0.00 | 231,395,023.00 | 506,805,375.00 | 506,805,375.00 | 506,805,375.00 | (275,410,352.00) | 219.02 |
| 1.1.02.06.006.06 | Otras unidades de gobierno | | 2,075,754,983.00 | 316,329,651.00 | 0.00 | 2,392,084,634.00 | 1,286,795,623.00 | 1,286,795,623.00 | 1,286,795,623.00 | 1,105,289,011.00 | 53.79 |
| 1.2 | RECURSOS DE CAPITAL | | 7,722,781,360.00 | 0.00 | 3,035,057,459.00 | 4,687,723,901.00 | 4,554,618,133.73 | 4,554,618,133.73 | 4,554,618,133.73 | 133,105,767.27 | 97.16 |
| 1.2.01 | DISPOSICION DE ACTIVOS | | 0.00 | 0.00 | 0.00 | 0.00 | 0.00 | 0.00 | 0.00 | 0.00 | 0.00 |
| 1.2.01.02 | DISPOSICION DE ACTIVOS NO | | 0.00 | 0.00 | 0.00 | 0.00 | 0.00 | 0.00 | 0.00 | 0.00 | 0.00 |

EJECUCION PRESUPUESTAL DE INGRESOS
EPI01 - Tasa Ejecución R.Efectivo
Totalizado por: Rubro

| RUBRO | DESCRIPCION | FUENTE FINANCIACIÓN | APROPIACIÓN INICIAL | <<<<< MODIFICACIÓN >>>>> | | APROPIACIÓN DEFINITIVA | <<< RECAUDO - EFECTIVO >>> | | TOTAL RECAUDO | FALTA POR EJECUTAR | % EJEC. |
|------------------|---|---------------------|---------------------|--------------------------|------------------|------------------------|----------------------------|------------------|------------------|--------------------|---------|
| | | | | ADICIÓN | REDUCCIÓN | | PERIODO | ACUMULADO | | | |
| | FINANCIEROS | | | | | | | | | | |
| 1.2.01.02.003 | DISPOSICION DE ACTIVOS NO PRODUCIDOS | | 0.00 | 0.00 | 0.00 | 0.00 | 0.00 | 0.00 | 0.00 | 0.00 | 0.00 |
| 1.2.01.02.003.01 | Disposición de tierras y terrenos | | 0.00 | 0.00 | 0.00 | 0.00 | 0.00 | 0.00 | 0.00 | 0.00 | 0.00 |
| 1.2.05 | RENDIMIENTOS FINANCIEROS | | 163,124,742.00 | 0.00 | 0.00 | 163,124,742.00 | 77,903,888.73 | 77,903,888.73 | 77,903,888.73 | 85,220,853.27 | 47.76 |
| 1.2.05.02 | DEPÓSITOS | | 163,124,742.00 | 0.00 | 0.00 | 163,124,742.00 | 77,903,888.73 | 77,903,888.73 | 77,903,888.73 | 85,220,853.27 | 47.76 |
| 1.2.05.02.01 | Depósitos (RENDIMIENTOS FINANCIEROS - APROVECHAMIENTOS) | | 163,124,742.00 | 0.00 | 0.00 | 163,124,742.00 | 77,903,888.73 | 77,903,888.73 | 77,903,888.73 | 85,220,853.27 | 47.76 |
| 1.2.05.02.02 | Depósitos FONDOS COMUNES | | 0.00 | 0.00 | 0.00 | 0.00 | 0.00 | 0.00 | 0.00 | 0.00 | 0.00 |
| 1.2.08 | TRANSFERENCIAS DE CAPITAL | | 0.00 | 0.00 | 0.00 | 0.00 | 0.00 | 0.00 | 0.00 | 0.00 | 0.00 |
| 1.2.08.06 | DE OTRAS ENTIDADES DEL GOBIERNO GENERAL | | 0.00 | 0.00 | 0.00 | 0.00 | 0.00 | 0.00 | 0.00 | 0.00 | 0.00 |
| 1.2.08.06.003 | Condicionadas a la disminución de un pasivo | | 0.00 | 0.00 | 0.00 | 0.00 | 0.00 | 0.00 | 0.00 | 0.00 | 0.00 |
| 1.2.10 | RECURSOS DEL BALANCE | | 7,500,000,000.00 | 0.00 | 3,035,057,459.00 | 4,464,942,541.00 | 4,464,942,541.00 | 4,464,942,541.00 | 4,464,942,541.00 | 0.00 | 100.00 |
| 1.2.10.02 | Superavit fiscal | | 7,500,000,000.00 | 0.00 | 3,035,057,459.00 | 4,464,942,541.00 | 4,464,942,541.00 | 4,464,942,541.00 | 4,464,942,541.00 | 0.00 | 100.00 |
| 1.2.13 | REINTEGRO Y OTROS RECURSOS NO APROPIADOS | | 59,656,618.00 | 0.00 | 0.00 | 59,656,618.00 | 11,771,704.00 | 11,771,704.00 | 11,771,704.00 | 47,884,914.00 | 19.73 |
| 1.2.13.01 | Reintegros | | 59,656,618.00 | 0.00 | 0.00 | 59,656,618.00 | 11,771,704.00 | 11,771,704.00 | 11,771,704.00 | 47,884,914.00 | 19.73 |


JOSE ALBEIRO ROMERO CEBALLOS
RECTOR


JENNY LICETH MAROUEZ FLORÉZ
VICERECTORA ADM Y FRA


JULIETH JHOANA OSORIO QUINTERO
PROFESIONAL U