



EJECUCION PRESUPUESTAL DE INGRESOS
 EPI01 - Tasa Ejecución R.Efectivo
 Totalizado por: Rubro


RUBRO	DESCRIPCION	FUENTE FINANCIACION	APROPIACION INICIAL	<<<<< MODIFICACION >>>>> ADICION	REDUCCION	APROPIACION DEFINITIVA	<<< RECAUDO - EFECTIVO >>> PERIODO	ACUMULADO	TOTAL RECAUDO	FALTA POR EJECUTAR	% EJEC.
1	INGRESOS		35,407,986,792.00	0.00	0.00	35,407,986,792.00	1,981,221,054.20	19,839,972,487.52	19,839,972,487.52	15,568,014,304.48	56.03
1.1	INGRESOS CORRIENTES		27,685,205,432.00	0.00	0.00	27,685,205,432.00	1,971,384,016.00	15,305,302,092.00	15,305,302,092.00	12,379,903,340.00	55.28
1.1.02	INGRESOS NO TRIBUTARIOS		27,685,205,432.00	0.00	0.00	27,685,205,432.00	1,971,384,016.00	15,305,302,092.00	15,305,302,092.00	12,379,903,340.00	55.28
1.1.02.05	VENTA DE BIENES Y SERVICIOS		19,378,055,426.00	0.00	0.00	19,378,055,426.00	256,260,982.00	7,385,410,166.00	7,385,410,166.00	11,992,645,260.00	38.11
1.1.02.05.001	VENTAS DE ESTABLECIMIENTOS DE MERCADO		19,378,055,426.00	0.00	0.00	19,378,055,426.00	256,260,982.00	7,385,410,166.00	7,385,410,166.00	11,992,645,260.00	38.11
1.1.02.05.001.07	SERVICIOS FINANCIEROS Y SERVICIOS CONEXOS; SERVICIOS INMOBILIARIOS; Y SERVICIOS DE ARRENDAMIENTO Y LEASING		102,771,068.00	0.00	0.00	102,771,068.00	19,734,155.00	45,024,785.00	45,024,785.00	57,746,283.00	43.81
1.1.02.05.001.09	SERVICIOS PARA LA COMUNIDAD, SOCIALES Y PERSONALES		19,275,284,358.00	0.00	0.00	19,275,284,358.00	236,526,827.00	7,340,385,381.00	7,340,385,381.00	11,934,898,977.00	38.08
1.1.02.05.001.09.0	SERVICIOS EDUCATIVOS		4,275,284,358.00	0.00	0.00	4,275,284,358.00	66,958,227.00	2,099,489,881.00	2,099,489,881.00	2,175,794,477.00	49.11
1.1.02.05.001.09.0	Matrículas e Inscripciones		4,000,000,000.00	0.00	0.00	4,000,000,000.00	17,136,137.00	1,940,634,002.00	1,940,634,002.00	2,059,365,998.00	48.52
1.1.02.05.001.09.0	Programas Especiales-Extensión		221,854,992.00	0.00	0.00	221,854,992.00	23,088,090.00	125,167,379.00	125,167,379.00	96,687,613.00	56.42
1.1.02.05.001.09.0	Otros Servicios Educativos-Certificados		53,429,366.00	0.00	0.00	53,429,366.00	26,734,000.00	33,688,500.00	33,688,500.00	19,740,866.00	63.05
1.1.02.05.001.09.0	ACTIVIDADES ARTISTICAS Y CULTURALES / PROYECTOS Y CONVENIOS		15,000,000,000.00	0.00	0.00	15,000,000,000.00	169,568,600.00	5,240,895,500.00	5,240,895,500.00	9,759,104,500.00	34.94
1.1.02.05.001.09.0	Administración de Proyectos y convenios		3,000,000,000.00	0.00	0.00	3,000,000,000.00	169,568,600.00	440,895,500.00	440,895,500.00	2,559,104,500.00	14.70
1.1.02.05.001.09.0	Administración de Proyectos y convenios (convenio gober nómina)		12,000,000,000.00	0.00	0.00	12,000,000,000.00	0.00	4,800,000,000.00	4,800,000,000.00	7,200,000,000.00	40.00
1.1.02.06	TRANSFERENCIAS CORRIENTES		8,307,150,006.00	0.00	0.00	8,307,150,006.00	1,715,123,034.00	7,919,891,926.00	7,919,891,926.00	387,258,080.00	95.34
1.1.02.06.006	TRANSFERENCIAS DE OTRAS ENTIDADES DE GOBIERNO GENERAL		8,307,150,006.00	0.00	0.00	8,307,150,006.00	1,715,123,034.00	7,919,891,926.00	7,919,891,926.00	387,258,080.00	95.34
1.1.02.06.006.01	Aportes Nación		6,000,000,000.00	0.00	0.00	6,000,000,000.00	1,262,940,956.00	6,908,729,894.00	6,908,729,894.00	(908,729,894.00)	115.15
1.1.02.06.006.02	Devolución Iva - Instituciones de Educación superior		231,395,023.00	0.00	0.00	231,395,023.00	253,559,824.00	351,620,682.00	351,620,682.00	(120,225,659.00)	151.96
1.1.02.06.006.06	Otras unidades de gobierno		2,075,754,983.00	0.00	0.00	2,075,754,983.00	198,622,254.00	659,541,350.00	659,541,350.00	1,416,213,633.00	31.77
1.2	RECURSOS DE CAPITAL		7,722,781,360.00	0.00	0.00	7,722,781,360.00	9,837,038.20	4,534,670,395.52	4,534,670,395.52	3,188,110,964.48	58.72
1.2.01	DISPOSICION DE ACTIVOS		0.00	0.00	0.00	0.00	0.00	0.00	0.00	0.00	0.00

EJECUCION PRESUPUESTAL DE INGRESOS
 EPI01 - Tasa Ejecución R.Efectivo
 Totalizado por: Rubro

RUBRO	DESCRIPCION	FUENTE FINANCIACION	APROPIACION INICIAL	MODIFICACION		APROPIACION DEFINITIVA	RECAUDO - EFECTIVO		TOTAL RECAUDO	FALTA POR EJECUTAR	% EJEC.
				ADICION	REDUCCION		PERIODO	ACUMULADO			
1.2.01.02	DISPOSICION DE ACTIVOS NO FINANCIEROS		0.00	0.00	0.00	0.00	0.00	0.00	0.00	0.00	0.00
1.2.01.02.003	DISPOSICION DE ACTIVOS NO PRODUCIDOS		0.00	0.00	0.00	0.00	0.00	0.00	0.00	0.00	0.00
1.2.01.02.003.01	Disposición de tierras y terrenos		0.00	0.00	0.00	0.00	0.00	0.00	0.00	0.00	0.00
1.2.05	RENDIMIENTOS FINANCIEROS		163,124,742.00	0.00	0.00	163,124,742.00	9,837,038.20	60,330,541.52	60,330,541.52	102,794,200.48	36.98
1.2.05.02	DEPÓSITOS		163,124,742.00	0.00	0.00	163,124,742.00	9,837,038.20	60,330,541.52	60,330,541.52	102,794,200.48	36.98
1.2.05.02.01	Depósitos (RENDIMIENTOS FINANCIEROS - APROVECHAMIENTOS)		163,124,742.00	0.00	0.00	163,124,742.00	9,837,038.20	60,330,541.52	60,330,541.52	102,794,200.48	36.98
1.2.05.02.02	Depósitos FONDOS COMUNES		0.00	0.00	0.00	0.00	0.00	0.00	0.00	0.00	0.00
1.2.08	TRANSFERENCIAS DE CAPITAL		0.00	0.00	0.00	0.00	0.00	0.00	0.00	0.00	0.00
1.2.08.06	DE OTRAS ENTIDADES DEL GOBIERNO GENERAL		0.00	0.00	0.00	0.00	0.00	0.00	0.00	0.00	0.00
1.2.08.06.003	Condicionadas a la disminución de un pasivo		0.00	0.00	0.00	0.00	0.00	0.00	0.00	0.00	0.00
1.2.10	RECURSOS DEL BALANCE		7,500,000,000.00	0.00	0.00	7,500,000,000.00	0.00	4,464,942,541.00	4,464,942,541.00	3,035,057,459.00	59.53
1.2.10.02	Superavit fiscal		7,500,000,000.00	0.00	0.00	7,500,000,000.00	0.00	4,464,942,541.00	4,464,942,541.00	3,035,057,459.00	59.53
1.2.13	REINTEGRO Y OTROS RECURSOS NO APROPIADOS		59,656,618.00	0.00	0.00	59,656,618.00	0.00	9,397,313.00	9,397,313.00	50,259,305.00	15.75
1.2.13.01	Reintegros		59,656,618.00	0.00	0.00	59,656,618.00	0.00	9,397,313.00	9,397,313.00	50,259,305.00	15.75


 JOSE ALBEIRO ROMERO CEBALLOS
 RECTOR


 JENNY LICETH MARQUEZ FLOREZ
 VICERRECTORA ADM Y FRA


 JULIETH JHOANA OSORIO QUINTERO
 PROFESIONAL U